

- Electrostatic powder painted aluminium body
- High efficiency aluminum reflector
- Compact connection accessories
- Architectural simple design

P W Product & Power Options

Product Name	Light Color	Input Voltage (V)	Power (W)	Luminous Flux (lm)	Dimensions (AxB) (mm)	Weight (kg)
YONJA50	WW-NW	220-240V AC	10	850	Ø55x110	0,4
YONJA85	WW-NW	220-240V AC	20	1.800	Ø90x185	0,5
YONJA110	WW-NW	220-240V AC	30	2.550	Ø115x200	0,8
YONJA110	WW-NW	220-240V AC	40	3.200	Ø115x200	0,85

*Power and Lumen values provided are based off of a "natural white (NW) LED".

C Light Color Options

● WW: Warm White	3000K
● NW: Natural White	4000K

S Driver Options

- 01 Standard Driver
- 06 *DALI Driver
- 11 *Driver + Emergency Lighting Kit 1h
- 12 *Driver + Emergency Lighting Kit 3h

* Suitable for Yonja85 and Yonja110

O Lens Options



N: Narrow Angle

M: Medium Angle

W*: Wide Angle

* Suitable for Yonja110

G Housing Color Options



RAL9005

RAL9016

U Upper Pieces Options



35: Black Reflector

36: Light Diffuser (Honeycomb)

Products with black reflector



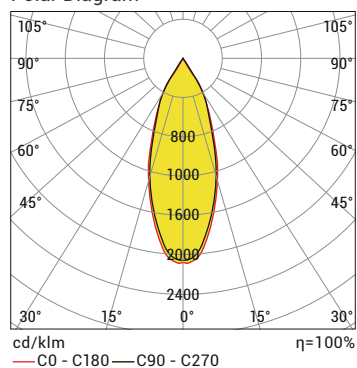
Order Code

P . W . C . S . O . G . U

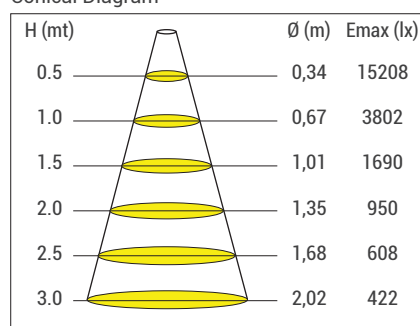


Product Diagrams

Polar Diagram








Conical Diagram



YONJA85 NW40 40D 20W 220V AC IP40

Control System Options

Color Type	PWM	INV PWM	DMX	DALI	0-10V DC	TRIAC
WW-NW-CW 				•	•	
R,G,B,A 						
RGB 						
RGBA/W 						
RGB DMX 						
WHITE DMX 