

- Electrostatic powder coated aluminum injection body and spigot
- 4mm tempered glass
- Aluminum injection side covers
- Stainless connectors
- Electrostatic powder coated connection pipe
- 10 kV surge protection

P W Product & Power Options

Product Name	Light Color	Input Voltage (V)	Power (W)	Luminous Flux (lm)	Weight (kg)
SWH2192	WW-NW-CW	220-240V AC	200	25.000	11,1

*Power and Lumen values provided are based off of a "cold white (CW) LED".

C Light Color Options

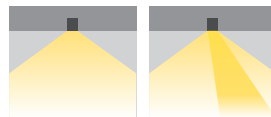
● WW: Warm White	3000K
● NW: Natural White	4000K
● CW: Cold White	6500K

*Different colors are optional

S Driver Options

- 01 Standard Driver
- 06 DALI Driver

O Lens Options



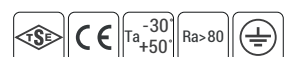
XW: Without lens M3: 90x120°

G Housing Color Options



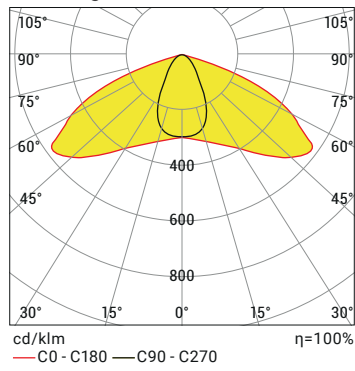
Order Code

P . W . C . S . O . G



Product Diagrams

Polar Diagram




Conical Diagram

H (mt)	Ø (m)	E _{max} (lx)
1.0	3,28	6289
2.0	6,55	1572
3.0	9,83	699
4.0	13,11	393
5.0	16,38	252

SWH1144 ECO CW 120D 150W 220V AC IP66

Control System Options

Color Type	PWM	INV PWM	DMX	DALI	0-10V DC	TRIAC
WW-NW-CW	•			•	•	
R,G,B,A						
RGB						
RGBA/W						
RGB DMX						
WHITE DMX						



İstek College, Antalya