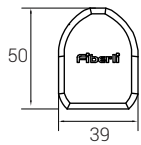
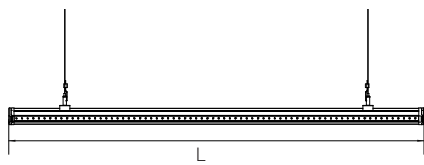


IP 66 IK 10

220V-240V
50/60Hz



Dual. A game changer for agriculture & horticulture. Special designed body goes between the plants to maximize its light energy delivery. INTERLIGHT segment aims closer and high efficient solutions. Hanging options make easy access and flexibility. Suits for all greenhouse facilities. Controllable, east to mount, automation ready, flexible spectrum on request GROWLIGHT solution. Expanding options with special body design.

Electromechanic Specifications

- Double sided maximum light energy distribution
- Stainless steel mounting brackets
- Stainless steel hanger springs
- Can be placed continuously via optional special hanger part.
- High efficient transparent PMMA diffuser

P Power Options

Code	Power	Light Energy	Efficiency	Dimensions (L)
LLHD.120	32-55W	154 $\mu\text{mol/s}$	2.6-3.1 $\mu\text{mol/J}$	1200mm
LLHD.240	64-110W	308 $\mu\text{mol/s}$	2.6-3.1 $\mu\text{mol/J}$	2400mm
LLHD.400	100-180W	512 $\mu\text{mol/s}$	2.6-3.1 $\mu\text{mol/J}$	4000mm
LLHD.450	120-200W	564 $\mu\text{mol/s}$	2.6-3.1 $\mu\text{mol/J}$	4500mm
LLHD.500	140-220W	616 $\mu\text{mol/s}$	2.6-3.1 $\mu\text{mol/J}$	5000mm

O Lens Options




OXW:
Without Lens

J Connection Options



02: IP Socket

M Mounting Options



01:
Surface/ Cable Tray/
Pendant Mounting



Code Key

P . O . J . M