

- At least 20 micron anodized aluminum extrusion body
- Polymer coated IP class
- Homogeneously illuminated surface with white polymer coating
- Operates with 24V DC
- IP68 female-male connector
- Product length standards are, 40cm, 80cm, 120cm, 160cm and 200cm

P W Product & Power Options

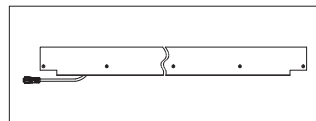
Product Name	Light Color	Input Voltage (V)	Power (W)	Luminous Flux (lm)	Weight (kg)
CFU33-M100	WW-NW-CW	24V DC	18	540	3,7
CFU33-M100	WW-NW-CW	24V DC	4,8	150	3,7
CFU33-M100	WW-NW-CW	24V DC	14,4	450	3,7
CFU33-M100	WW-NW-CW	24V DC	7,2	220	3,7
CFU33-M100	WW-NW-CW	24V DC	14,4	450	3,7
CFU33-M100	RGB	24V DC	10,8	-	3,7
CFU33-M100	RGB	24V DC	14,4	-	3,7
CFU33-M100	RGB DMX	24V DC	8,4	5pixel/m	3,7
CFU33-M100	RGB DMX	24V DC	12,6	7pixel/m	3,7

*Power and Lumen values provided are based off of a "cold white (CW) LED".

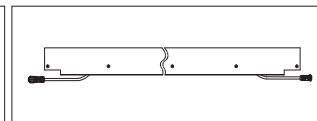
C Light Color Options

● WW: Warm White 3000K	● R: Red 625nm	● RGB
● NW: Natural White 4000K	● G: Green 525nm	● RGBW
● CW: Cold White 6500K	● B: Blue 465nm	● RGBW
	● A: Amber 590nm	● RGBA

K Cable Direction Options



01: Single side inlet

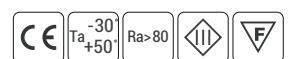


02: Inlet and outlet on both sides



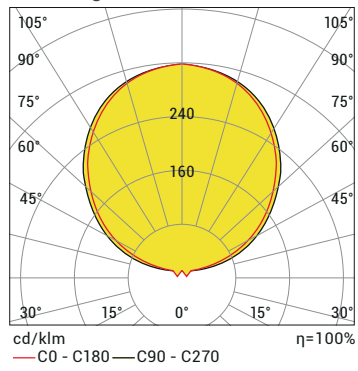
Order Code

P . W . C . K



Product Diagrams

Polar Diagram




Conical Diagram

H (mt)	\emptyset (m)	E _{max} (lx)
3.0	9,91	19
1.5	8,26	28
2.0	6,60	43
1.5	4,95	77
1.0	3,30	173
0.5	1,65	690

CFU 33 45LED CW 120D 18W 24V DC IP67

Control System Options

Color Type	PWM	INV PWM	DMX	DALI	0-10V DC	TRIAC
WW-NW-CW	•			•	•	
R,G,B,A	•			•	•	
RGB	•					
RGBA/W	•					
RGB DMX			•			
WHITE DMX			•			



Uçanyol, İzmir