

- 20 micron anodized aluminum extrusion body
- Polymer coated IP class
- Homogeneously illuminated surface with white polymer coating
- Operates with 24V DC
- IP68 female-male connector
- Product length standards are, 40cm, 80cm, 120cm, 160cm and 200cm

## P W Product & Power Options

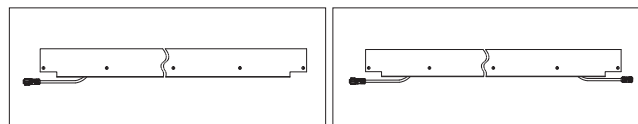
Product Name	Light Color	Input Voltage (V)	Power (W)	Luminous Flux (lm)	Weight (kg)
CFU23-M100	WW-NW-CW	24V DC	18	450	2,6
CFU23-M100	WW-NW-CW	24V DC	4,8	120	2,6
CFU23-M100	WW-NW-CW	24V DC	14,4	360	2,6
CFU23-M100	WW-NW-CW	24V DC	7,2	180	2,6
CFU23-M100	WW-NW-CW	24V DC	14,4	360	2,6
CFU23-M100	RGB	24V DC	10,8	-	2,6
CFU23-M100	RGB	24V DC	14,4	-	2,6
CFU23-M100	RGB DMX	24V DC	8,4	5pixel/m	2,6
CFU23-M100	RGB DMX	24V DC	12,6	7pixel/m	2,6

\*Power and Lumen values provided are based off of a "cold white (CW) LED".

## C Light Color Options

● WW: Warm White 3000K	● R: Red 625nm	● RGB
● NW: Natural White 4000K	● G: Green 525nm	● RGBW
● CW: Cold White 6500K	● B: Blue 465nm	● RGBA
	● A: Amber 590nm	

## K Cable Direction Options



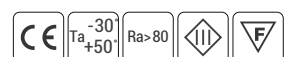
01: Single side inlet

02: Inlet and outlet on both sides



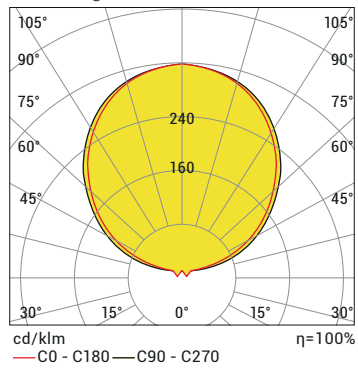
Order Code

P . W . C . K



## Product Diagrams

Polar Diagram










Conical Diagram

H (mt)	$\emptyset$ (m)	E <sub>max</sub> (lx)
3.0	9,91	21
1.5	8,26	31
2.0	6,60	48
1.5	4,95	85
1.0	3,30	192
0.5	1,65	767

CFU 23 60LED CW 120D 24W 24V DC IP67

## Control System Options

Color Type	PWM	INV PWM	DMX	DALI	0-10V DC	TRIAC
WW-NW-CW 	•			•	•	
R,G,B,A 	•			•	•	
RGB 	•					
RGBA/W 	•					
RGB DMX 			•			
WHITE DMX 			•			



Fiberli Factory, Antalya