

- At least 20 micron anodized aluminum extrusion body
- Polymer coated IP class
- Homogeneously illuminated surface with a 30mm opaque white polycarbonate
- IP68 female-male connector
- Product length standards are, 40cm, 80cm, 120cm, 160cm and 200cm

P W Product & Power Options

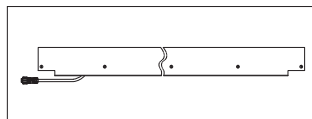
Product Name	Light Color	Input Voltage (V)	Power (W)	Luminous Flux (lm)	Weight (kg)
CFU100-M100	WW-NW-CW	220-240V AC	14	1.100	7,5
CFU100-M100	WW-NW-CW	24V DC	14	1.100	7,5
CFU100-M100	RGB	24V DC	24	-	7,5

*Power and Lumen values provided are based off of a "cold white (CW) LED".

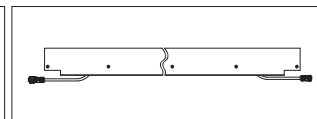
C Light Color Options

● WW: Warm White	3000K	● R: Red	625nm
● NW: Natural White	4000K	● G: Green	525nm
● CW: Cold White	6500K	● B: Blue	465nm
● RGB		● A: Amber	590nm

K Cable Direction Options



01: Single side inlet

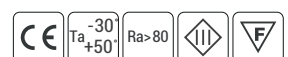


02: Inlet and outlet on both sides



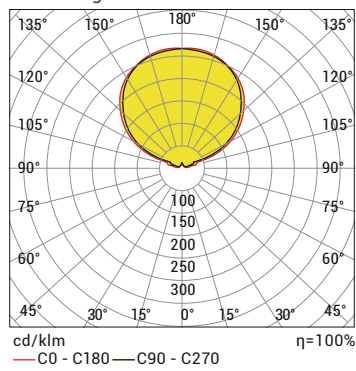
Order Code

P . W . C . K



Product Diagrams

Polar Diagram



Conical Diagram

H (mt)	Ø (m)	E _{max} (lx)
3.0	12.30	24
1.5	10.25	34
2.0	8.20	53
1.5	6.15	94
1.0	4.10	212
0.5	2.05	847

CFU100 90LED NW 21,5W 220V DC IP67

Control System Options

Color Type	PWM	INV PWM	DMX	DALI *	0-10V DC*	TRIAC
WW-NW-CW	•			•	•	
R,G,B,A	•			•	•	
RGB	•					
RGBA/W						
RGB DMX			•			
WHITE DMX			•			

*Only for 24V DC



Iran Mall, Iran