

- Min 20 micron anodized aluminum extruded housing
- Anodized aluminum extruded mounting box
- 316 L satin chrome outer frame
- 6mm tempered luminaire glass
- UV protected PVC end caps
- Underwater cable joint
- H07RNF rubber cable
- IP68 air vent

P W Product & Power Options

Product Name	Light Color	Input Voltage (V)	Power (W)	Luminous Flux (lm)	Length (L) (mm)	Weight (kg)
CFL033	WW-NW-CW	220-240V AC	4	500	170	1,0
CFL066	WW-NW-CW	220-240V AC	8	1000	285	1,8
CFL109	WW-NW-CW	220-240V AC	10	1.300	380	2,5
CFL218	WW-NW-CW	220-240V AC	20	2605	670	4,0
CFL327	WW-NW-CW	220-240V AC	30	3700	960	5,1
CFL436	WW-NW-CW	220-240V AC	40	5030	1250	7,3
CFL109	RGB	12V DC	12	-	380	2,2
CFL218	RGB	24V DC	25	-	670	3,7
CFL327	RGB	12V DC	40	-	960	4,8
CFL436	RGB	24V DC	50	-	1250	7,0

*Power and Lumen values provided are based off of a "cold white (CW) LED".

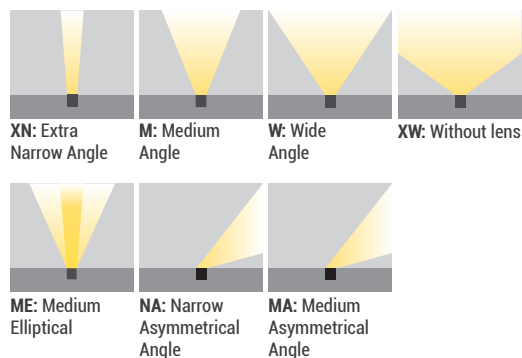
C Light Color Options

● WW: Warm White 3000K	● R: Red 625nm	● RGB
● NW: Natural White 4000K	● G: Green 525nm	● RGBW
● CW: Cold White 6500K	● B: Blue 465nm	● RGBA
	● A: Amber 590nm	

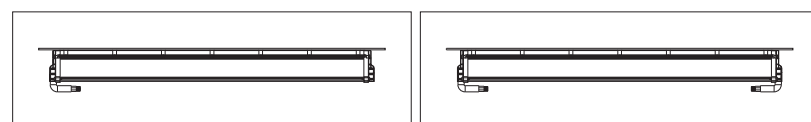
S Driver Options

- 01 Standard Driver
- 06 DALI Driver

O Lens Options



K Cable Direction Options



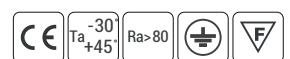
01: Single entry

03: Dual entry and exit



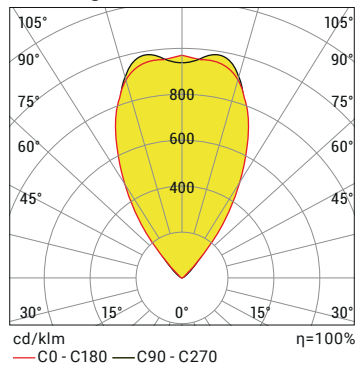
Order Code

P . W . C . S . O . K



Product Diagrams


Polar Diagram



Conical Diagram

H (mt)	\varnothing (m)	E _{max} (lx)
3.0	3,59	102
1.5	2,99	147
2.0	2,39	230
1.5	1,8	408
1.0	1,20	919
0.5	0,60	3674

CFL12 CW 60D 12W 220V AC 50HZ IP67



Control System Options

Color Type	PWM	INV PWM	DMX	DALI	0-10V DC	TRIAC
WW-NW-CW	•	•	•	•	•	
R,G,B,A	•	•	•	•	•	
RGB	•					
RGBA/W		•				
RGB DMX			•			
WHITE DMX			•			

Product Code	Voltage (V DC)	Control Systems	Cores of Cables Count		
			Mono	RGB	RGB W/A
CFL033	7,5	PWM	-	4x	-
	12	PWM	2x	-	-
CFL066	7,5	PWM	-	4x	-
	12	PWM	2x	4x	-
CFL109	12-24	-	3x	5x	-
	15-24	INV-PWM	3x	5x	6x
CFL112	15-24	ON/OFF	2x	-	-
	24	PWM	2x	4x	-
CFL218	12-24	ON/OFF	2x	-	-
	12-24	INV-PWM	3x	5x	-
CFL224	15-24	INV-PWM	3x	5x	6x
	15-24	ON/OFF	2x	-	-
CFL327	12	PWM	2x	4x	-
	12-24	ON/OFF	2x	-	-
	12-24	INV-PWM	3x	5x	-
CFL336	15-24	INV-PWM	3x	5x	6x
	15-24	ON/OFF	2x	-	-
CFL436	24	PWM	2x	4x	-
	12-24	ON/OFF	2x	-	-
	12-24	INV-PWM	3x	5x	-
CFL448	15-24	INV-PWM	3x	5x	6x
	15-24	ON/OFF	2x	-	-



Sanko Park, Gaziantep