

- Electrostatic powder coated, die-cast aluminum body and spigot
- 5mm tempered glass
- Spigot adaptor can be fitted post-top or lateral entry +15°/-15° tilt angle
- 6kV/10kV lighting protective circuit
- ENEC certificated, 50.000h life time constant current driver

P W Product & Power Options

Product Name	Light Color	Input Voltage (V)	Power (W)	Luminous Flux (lm)	Weight (kg)
AYFER4	WW-NW-CW	220-240V AC	30	3.930	2,6
AYFER4	WW-NW-CW	220-240V AC	40	5.125	2,7
AYFER4	WW-NW-CW	220-240V AC	50	6.150	2,9

**Power and Lumen values provided are based off of a "cold white (CW) LED".*

C Light Color Options

● WW: Warm White	3000K
● NW: Natural White	4000K
● CW: Cold White	6500K

**Different colors are optional*

S Driver Options

- 01 Standard Driver
- 06 DALI Driver

O Lens Options



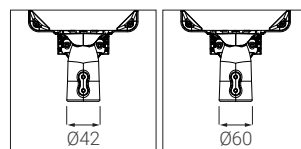
XW: Without lens M3: 90x120°

G Housing Color Options



RAL9005 RAL9007 RAL9016

M Mounting Options

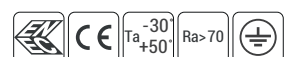


MK42: Ø42 MK60: Ø60



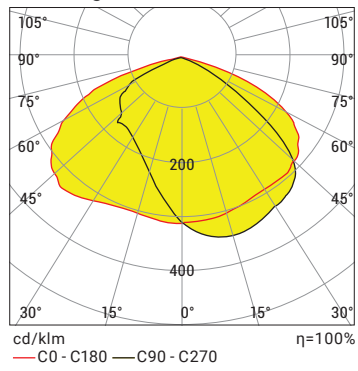
Order Code

P . W . C . S . O . G . M








Product Diagrams

Polar Diagram



Control System Options

Color Type	PWM	INV PWM	DMX	DALI	0-10V DC	TRIAC
WW-NW-CW 				•		
R,G,B,A 						
RGB 						
RGBA/W 						
RGB DMX 						
WHITE DMX 